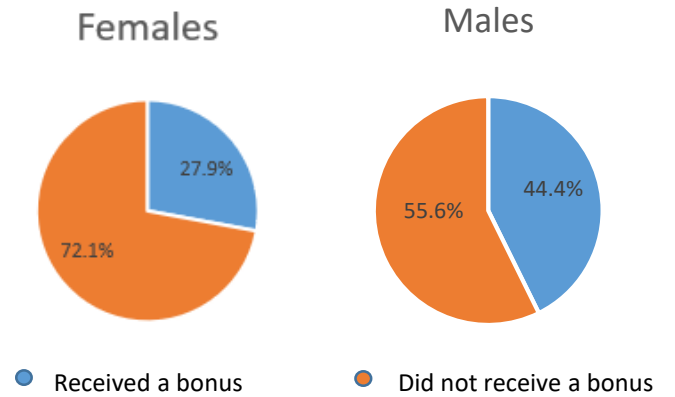


## Gender Pay & Bonus Gap

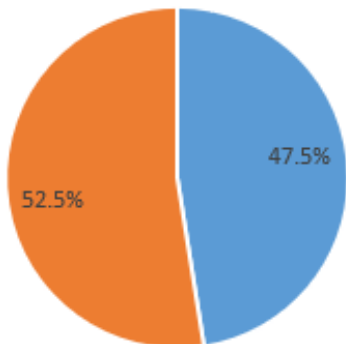
Difference between Men and Women	Mean (Average)	Median (Middle)
Gender Pay Gap	19.41%	20.66%
Gender Bonus Gap	-254.66%	-801.43%

## Proportion of employees receiving a 2018 bonus

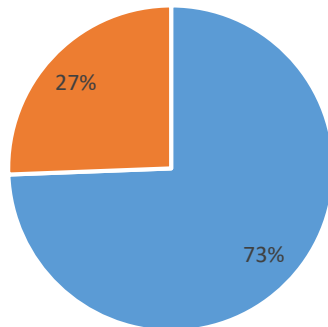


## Pay Quartiles

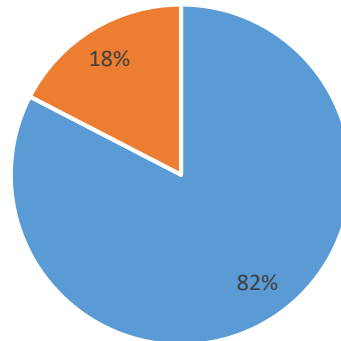
Lower Quartile



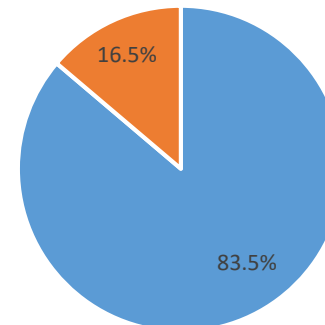
Lower Middle Quartile



Upper Middle Quartile



Upper Quartile



● Male ● Female

## How we will make a difference:

*We know that our gender pay gap is not an equal pay issue, but down to a lack of female representation in certain leadership roles in the "operations in the Field".*

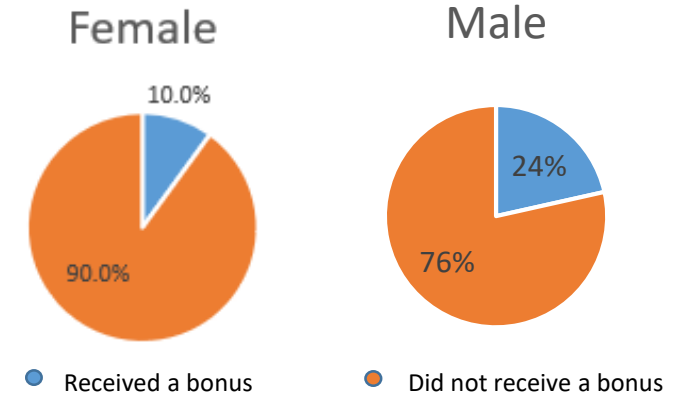
*As certain parts of our "Back-Office" functions grow, such as Recruitment and HR, then there is a good likelihood that senior roles in this area will be taken up by females.*

**Rosita Westropp-Bennett**  
Finance Director - Kelly Group

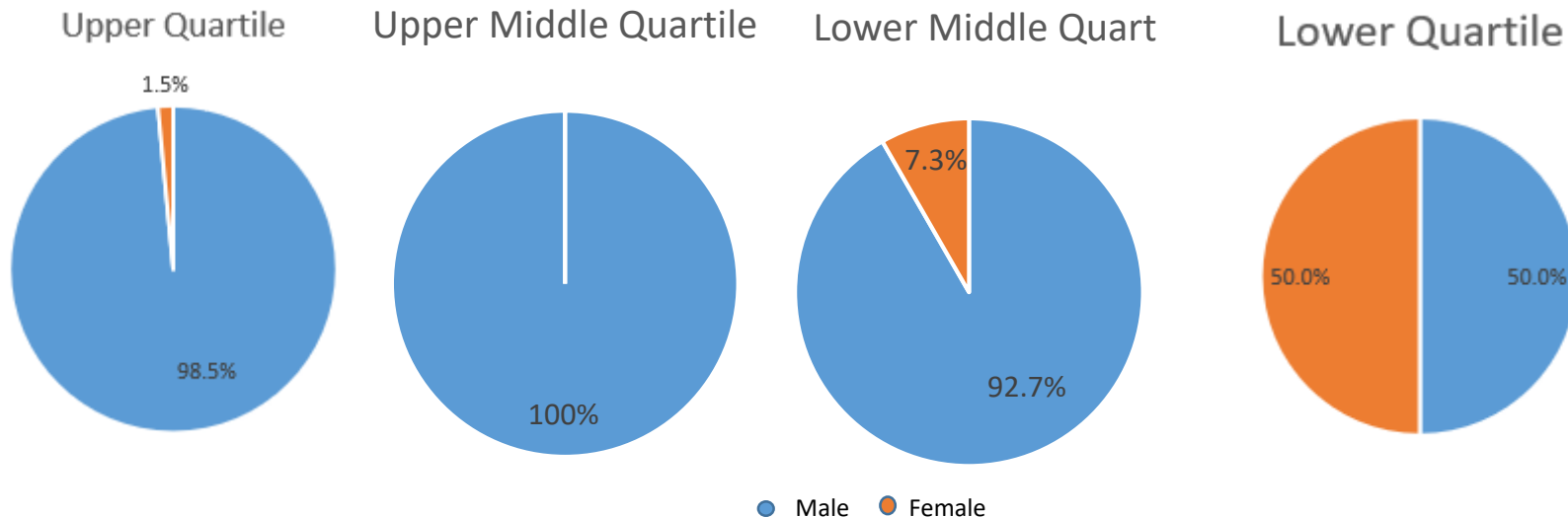
## Gender Pay & Bonus Gap

Difference between Men and Women	Mean (Average)	Median (Middle)
Gender Pay Gap	36.4 %	48 %
Gender Bonus Gap	48.9 %	86.5%

## Proportion of employees receiving a 2018 bonus



## Pay Quartiles



## How we will make a difference:

*We know that our gender pay gap is not an equal pay issue, but down to a lack of female representation in certain leadership roles in the "operations in the Field".*

*As certain parts of our "Back-Office" functions grow, such as Recruitment and HR, then there is a good likelihood that senior roles in this area will be taken up by females.*

Rosita Westropp-Bennett  
Finance Director - Kelly Group